



pure**GREEN**
SOLUTIONS™







Natural Graffiti Removal



pureGREEN
SOLUTIONS™

Graffiti Buster - Gel

-  **Powerful** - Quickly and safely removes paint, magic markers and ink.
-  **Effective** - No-drip formula clings to vertical surfaces without dripping.
-  **Versatile** - Can be used on signs, concrete, Lexan and most plastics.
-  **Safe** - All-natural ingredients.

What is Graffiti Buster - Gel?

Graffiti Buster - Gel is a heavy-duty gel for effectively removing graffiti from painted and unpainted surfaces. Use on unpainted surfaces such as brick, concrete, cement, cinder block, stucco, metals, tile, marble, glass and porcelain. Use on painted surfaces such as road signs, vehicles, railroad cars, utility boxes, bathroom partitions and any factory-applied, baked-on painted surfaces.

Graffiti Buster - Gel removes spray paint, markers, ink, crayon, shoe polish, lipstick, pencil, and most other graffiti marks. Foam is 10 times stronger than liquid, and gel is 10 times stronger than foam. One gallon of Graffiti Buster - Gel equals 80 aerosol cans (24 ounces) and equals 15 gallons of liquids, respectively. Clings to the surface for maximum penetration and maximum speed of removal. Coverage is 250 to 500 square feet per gallon depending on porosity of surfaces.

What is Nano-Natural Technology?

The product uses a proprietary Nano-Natural Technology to penetrate deep into surfaces to lift out hard-to-remove graffiti. "Nano-Natural" drives the Graffiti Buster - Gel deep into the molecular level of the surface to lift the "tag." It breaks the graffiti "tag" into tiny particles that repel one another and prevents re-depositing onto cleaned surfaces.

Where to Use?

Use on vehicles, elevators, portable toilets, bridges, signs, railroad cars, stucco, brick and metal. Use at hospitals, parks, schools, restaurants, cities, stadiums and public transportation facilities.

How to Apply?

Painted Surfaces: The removal time varies depending on the type of graffiti and the surface to be cleaned. Test small area of the surface to be cleaned prior to application. Apply Graffiti Buster - Gel generously with a brush to the affected area and leave for 30 seconds to 2 minutes depending on the surface to be cleaned. Wipe the clean surface with a damp cloth or rinse with water. Difficult marks may require extra contact time or repeat applications.

Unpainted Surfaces: The removal time varies depending on the type of graffiti and the surface to be cleaned. Test small area of the surface to be cleaned prior to application. Apply Graffiti Buster - Gel generously with a brush to the affected area and leave for 10 to 20 minutes (longer in cold temperatures). Agitate vigorously with a stiff brush. Then rinse off with high-pressure water. Difficult marks may require extra contact time or repeat applications.

How is It Packaged?

Graffiti Buster - Gel is packaged in recyclable HDPE quarts, six per case (9203-006).

Product Advantages

Does not leave "shadows."

No odors or fumes.

Solvent-free and caustic-free.

Ready-to-use and no mixing.

Product Specifications

pH:	Neutral
Appearance:	Paste
Color:	Blue
Fragrance:	None
Flash Point:	None
Shelf-Stability	One year